



ONLINE LEARNING

HOW TO ACCESS KALAM

Through eCOMM's login information to login KALAM

Through Moodle App from Apple App Store or Google Play Store



It can be accessed by UMP students and lecturers ONLY

Students' Guide to KALAM

Step 1



<https://kalam.ump.edu.my>

Key in the correct **username** and **password** to login KALAM system

Step 2



Select your course and read the **Course Information** (learning outcomes, assessment types and weightage and weekly schedule).

Step 3



Select the weekly **Learning Material** which may include slides, lecture notes, videos link to external resources/platforms.

Step 4



Engage and participate in **Learning Activities** such as forum between student and lectures.

Step 5








Check whether there is an **Assessment** need to be completed (quiz, assignment, ect.)

Step 6



Conclude lesson by completing own notes and reflection. Post your question or share resources using forum or message in KALAM.







HOW to prepare yourself for online learning in the NEW NORMAL

-  **Check latest announcement** via whatapps/KALAM on the scheduled class (platform, time & date, synchronous/asynchronous). Go through the learning materials available in KALAM at least a day before the class.
-  Get yourself ready before the class begins (dress appropriately). Ensure you are in comfortable room **conducive for learning** with **good internet access**.
-  Get yourself **connected to the platform (synchronous) or into your course in KALAM (asynchronous)** at least 5 minutes before lesson begins.
-  **Engage yourself** in the online learning for the duration of the course.
-  Complete your lesson and **take note on any submission/datetime**.


PdP-DT Synchronous & Asynchronous

Synchronous : Lecturer and students are online at the same time, using the same platform of learning.

Asynchronous : Lecturer provide the learning materials which students can access within their flexible time.

	Synchronous	Asynchronous
1 Learning Material	 <ul style="list-style-type: none"> Teleconferencing Real-time Audio 	 <ul style="list-style-type: none"> Animation Multimedia Video
2 Learning Activities	 <ul style="list-style-type: none"> Forum Debate Consultation 	 <ul style="list-style-type: none"> Research Feedback Discussion
3 Assessment	 <ul style="list-style-type: none"> Kahoot Padlet EDpuzzle 	 <ul style="list-style-type: none"> Assessment Test Quiz

Course Structure



CONTACT

For any technical issues / problems related to KALAM, please call

UMP Pekan helpdesk Line :
09-4246464

Or

Kindly log in to e-Community UMP and lodge the report through General Management - ICT Customer Careline System – ICCS which is organised by PTMK.