

TAKLIMAT UMP DIGITAL ASSESSMENT SYSTEM (UDAS) & SAFE EXAM BROWSER (SEB) UNTUK PEPERIKSAAN AKHIR SECARA DALAM TALIAN BERSAMA PELAJAR UMP

JUMAAT , 3 MEI 2022

PUSAT SUMBER PENGAJARAN & e-PEMBELAJARAN (PSPe)
UNIVERSITI MALAYSIA PAHANG



اونيورسيتي مليسيا فهغ
UNIVERSITI MALAYSIA PAHANG




**TEKNOLOGI
UNTUK
MASYARAKAT**

5 STARS
QS RATED FOR EXCELLENCE
2018

751-800
QS WORLD UNIVERSITY
RANKINGS 2021

#133 ASIA
QS WORLD UNIVERSITY
RANKINGS 2021



AGENDA

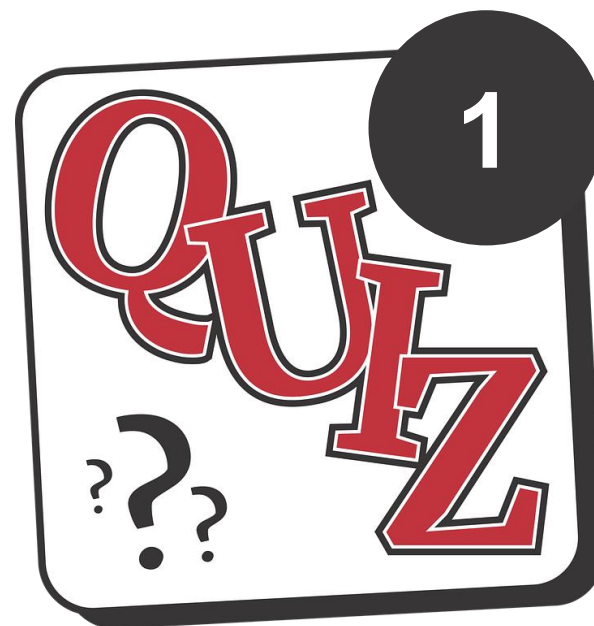
- **UDAS?**
- **SEB?**
- **SEB@UDAS secara praktikal**
- **Soal Jawab**



POLL 1

Pernahkan anda mengakses/menggunakan UDAS sepanjang pembelajaran di UMP?

PLATFORM SISTEM PENILAIAN DIGITAL UMP (UMP DIGITAL ASSESSMENT SYSTEM – UDAS)



Apakah penilaian yang boleh dibuat menggunakan platform UDAS?

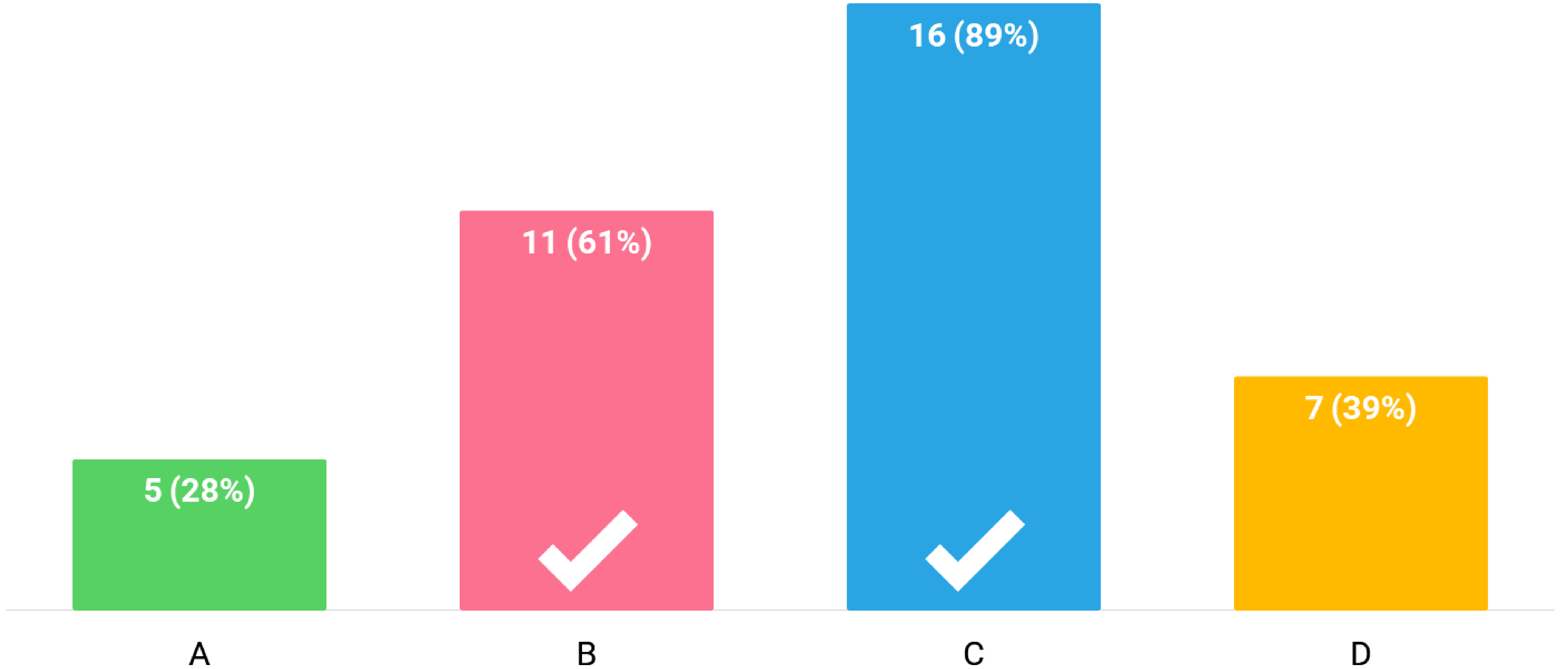
- A. Kuiz
- B. Ujian
- C. Peperiksaan akhir
- D. Tugas (Assignment)



Multiple Choice



Multiple Choice Submissions

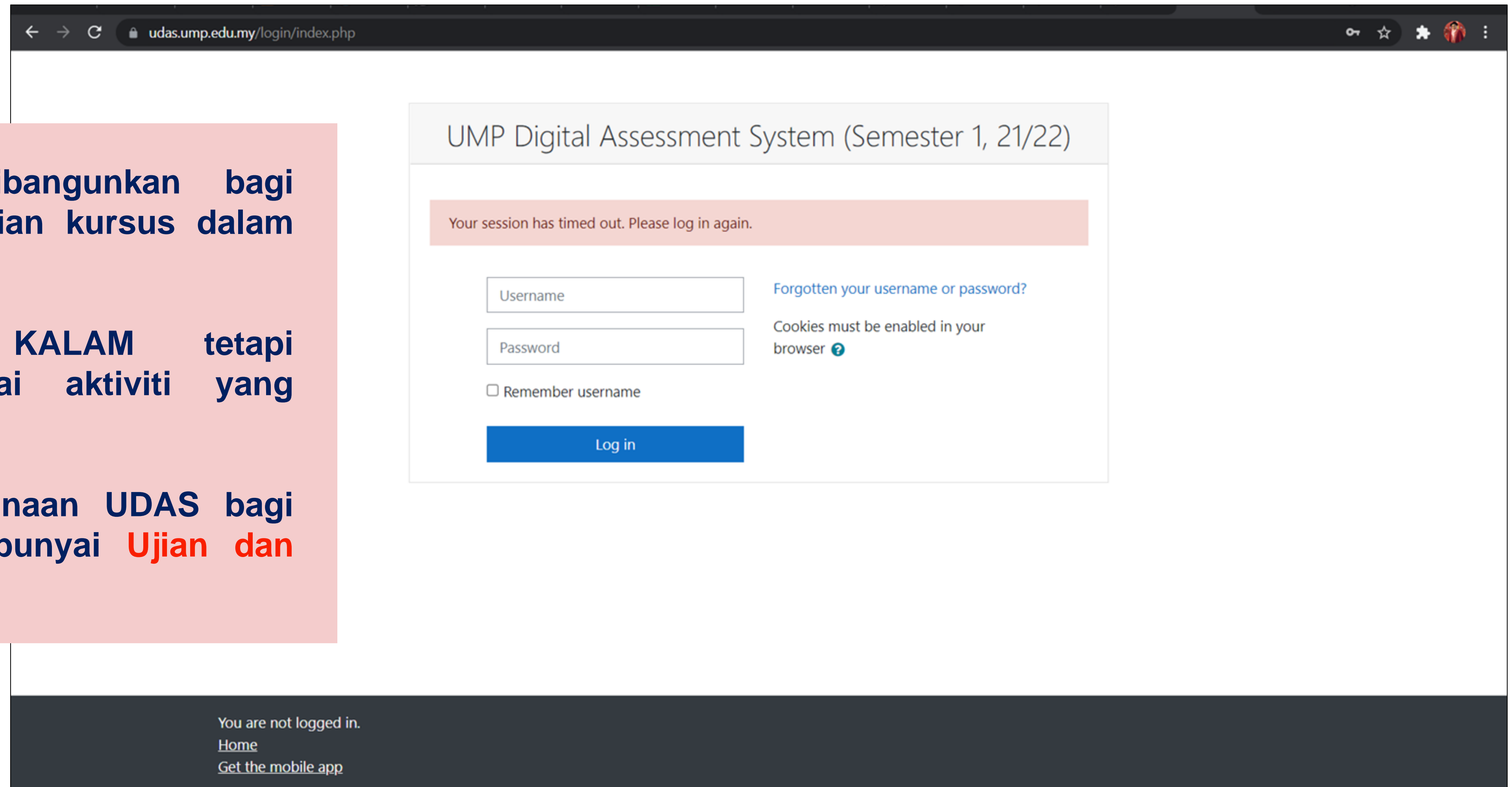


Details can be found in the Notes section below

Pelantar yang dibangunkan bagi menjalankan penilaian kursus dalam talian

Sama seperti KALAM tetapi mempunyai senarai aktiviti yang sangat terhad

Disarankan penggunaan UDAS bagi kursus yang mempunyai **Ujian dan Peperiksaan Akhir**



UMP Digital Assessment System (Semester 1, 21/22)

Your session has timed out. Please log in again.

Username

Password

Remember username

Log in

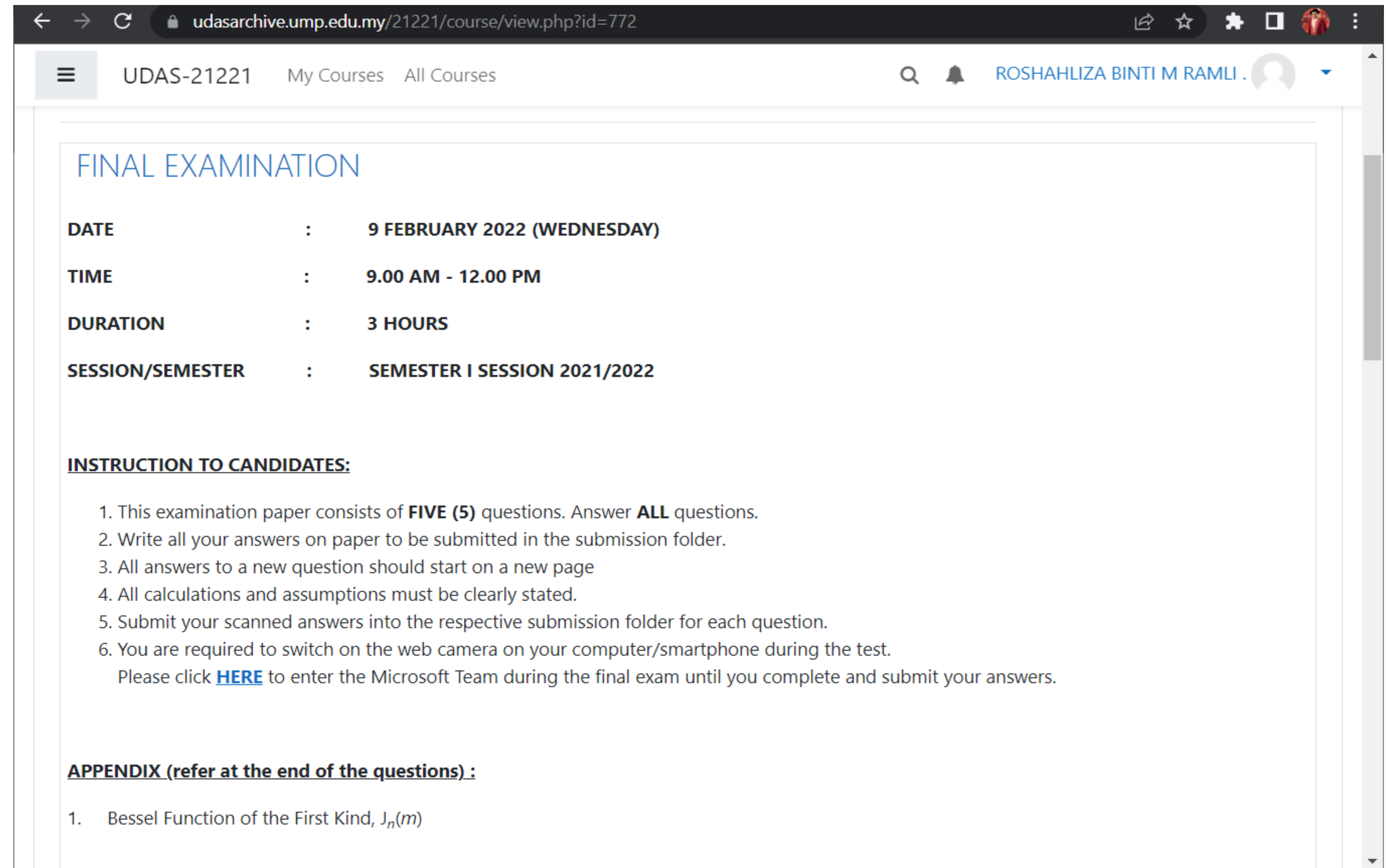
[Forgotten your username or password?](#)

Cookies must be enabled in your browser ?

You are not logged in.
[Home](#)
[Get the mobile app](#)



Contoh pelaksanaan
Peperiksaan Akhir di dalam
pelantar UDAS.



udasarchive.ump.edu.my/21221/course/view.php?id=772

UDAS-21221 My Courses All Courses

ROSHAHLIZA BINTI M RAMLI

FINAL EXAMINATION

DATE : 9 FEBRUARY 2022 (WEDNESDAY)

TIME : 9.00 AM - 12.00 PM

DURATION : 3 HOURS

SESSION/SEMESTER : SEMESTER I SESSION 2021/2022

INSTRUCTION TO CANDIDATES:

1. This examination paper consists of **FIVE (5)** questions. Answer **ALL** questions.
2. Write all your answers on paper to be submitted in the submission folder.
3. All answers to a new question should start on a new page
4. All calculations and assumptions must be clearly stated.
5. Submit your scanned answers into the respective submission folder for each question.
6. You are required to switch on the web camera on your computer/smartphone during the test.
Please click [HERE](#) to enter the Microsoft Team during the final exam until you complete and submit your answers.

APPENDIX (refer at the end of the questions) :

1. Bessel Function of the First Kind, $J_n(m)$

Implementasi Peperiksaan Akhir Menggunakan UDAS

1

Borang Integriti Pelajar

- Mengisi borang integriti pelajar sebelum memulakan menjawab soalan peperiksaan.
- Borang tersebut **MESTI** diisi dan kegagalan pelajar menghantar borang integriti ini akan menyebabkan **TIADA MARKAH** akan/boleh diberi

2

Kaedah pengawasan


- Penggunaan platform telepersidangan seperti MS Team, Webex atau lain-lain
- Pelajar akan diberi pautan oleh pensyarah dan **MESTI** berada di dalam sesi telepersidangan tersebut sepanjang peperiksaan akhir dalam talian sedang berlangsung

3


Sesi menjawab peperiksaan di UDAS

- Menjawab soalan peperiksaan mengikut proses yang telah ditetapkan oleh pensyarah kursus.
- Menghantar jawapan mengikut kaedah yang telah ditetapkan oleh pensyarah dalam tempoh yang ditetapkan.

Jom buat bersama secara praktikal!



SAFE EXAM BROWSER (SEB)

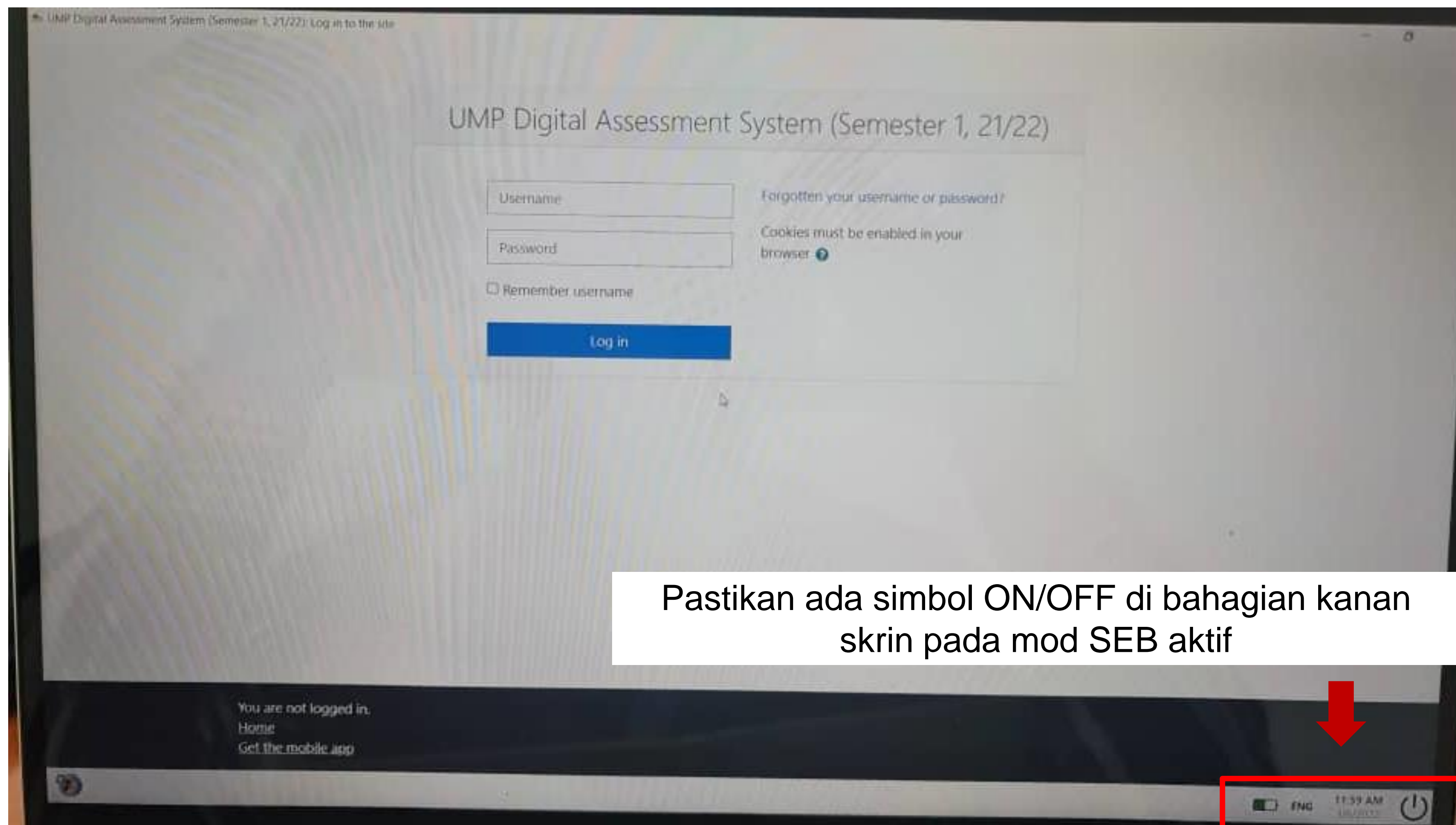


POLL 2

Pernahkan anda mengakses/menggunakan SEB sepanjang pembelajaran di UMP?

PAPARAN SKRIN SAFE EXAM BROWSER (SEB)

Program yang digunakan bagi penilaian atas talian di dalam pelantar UDAS.



SEB mengunci akses ke tettingkap lain di dalam peranti sehingga pengguna log keluar daripada program SEB tersebut.

Kaedah yang digunakan bagi **menghalang kecurangan akademik** di kalangan pelajar sewaktu penilaian dalam talian.

SAFE EXAM BROWSER @ UDAS

UDAS-21221 My Courses All Courses ROSHAHLIZA BINTI M RAMLI Student

TEST REQUIREMENT:

1. Calculator

STUDENT INTEGRITY FORM

You are required to fill in this form before taking Mid-Term Test. Your answers to this test will be invalid and will be given ZERO MARK if this form is not submitted before the test.

Google Meet Link for Test Proctoring Process

You are required to enter this Google Meet BEFORE you start answering your mid-term test.

QUESTION 1

TEST QUESTION 1 SUBMISSION FOLDER

PLEASE REFER TO QUESTION 1.
ONLY SUBMIT YOUR ANSWER TO QUESTION 1 HERE.

QUESTION 2

TEST QUESTION 2 SUBMISSION FOLDER

PLEASE REFER TO THE QUESTION 2.
ONLY SUBMIT YOUR ANSWER TO QUESTION 2 HERE.

QUESTION 3

TEST QUESTION 3 SUBMISSION FOLDER

PLEASE REFER TO QUESTION 3.
ONLY SUBMIT YOUR ANSWER TO QUESTION 3 HERE.

Your progress ?

QUESTION 1

Attempts allowed: 1

This quiz has been configured so that students may only attempt it using the Safe Exam Browser.

The config key or browser exam keys could not be validated. Please ensure you are using the Safe Exam Browser with correct configuration file.

Download Safe Exam Browser Launch Safe Exam Browser Download configuration

Back to the course

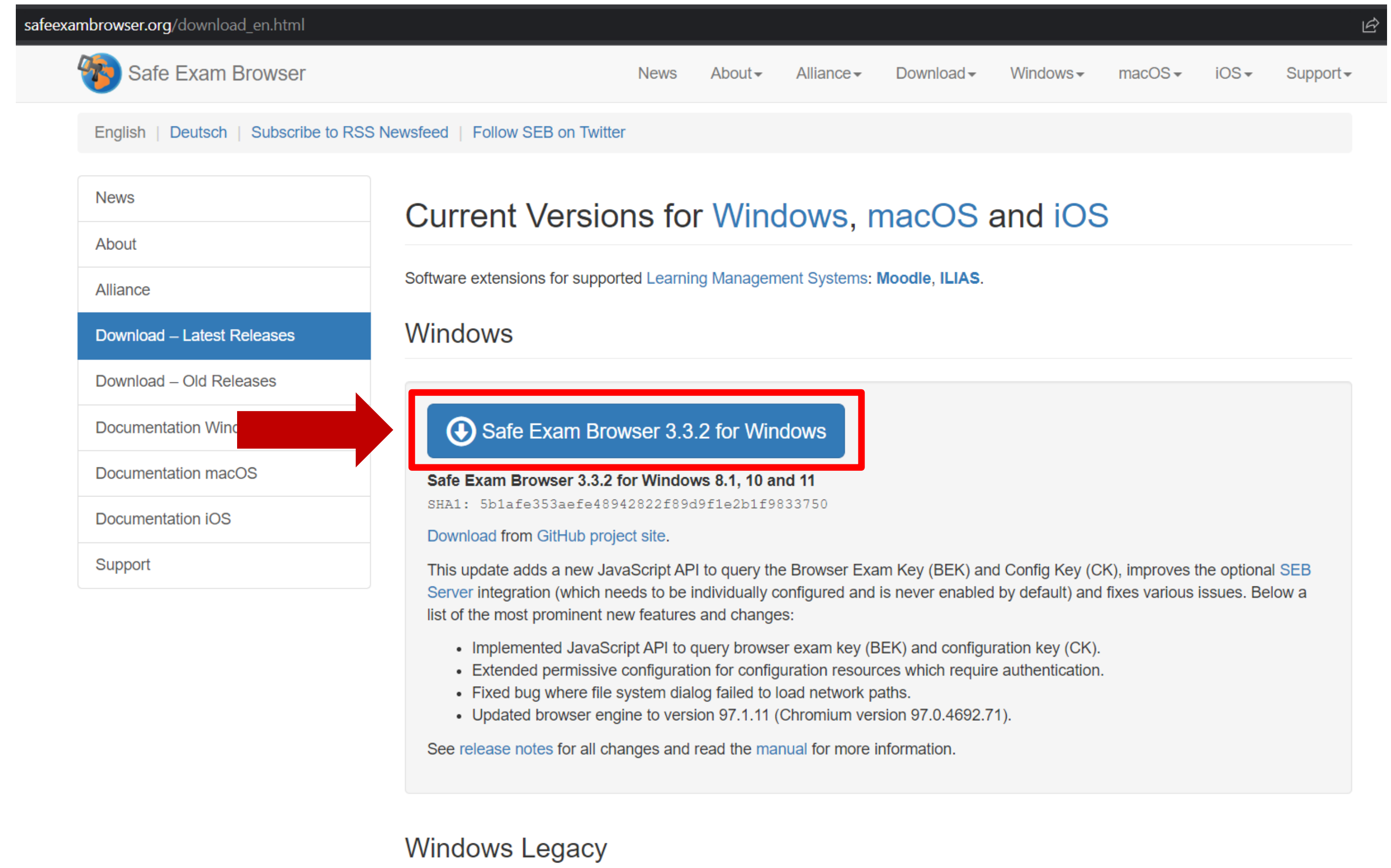
Klik sini untuk muat turun
SEB ke dalam peranti bagi
pengguna pertama kali

INSTALASI SEB

1. Laman sesawang SEB akan dipaparkan.

2. Sebelum pelajar dapat menggunakan SEB, muat turun aplikasi Safe Exam Browser mengikut jenis peranti yang digunakan (pastikan pelajar mengetahui versi yang digunakan di dalam peranti sebelum memulakan proses instalasi).

3. Mulakan proses instalasi sehingga selesai (bergantung kepada kelajuan talian internet yang digunakan dan kemampuan peranti)



The screenshot shows the website safeexambrowser.org/download_en.html. The page title is "Safe Exam Browser". The navigation menu includes "News", "About", "Alliance", "Download", "Windows", "macOS", "iOS", and "Support". There are also links for "English", "Deutsch", "Subscribe to RSS Newsfeed", and "Follow SEB on Twitter".

The main content area is titled "Current Versions for Windows, macOS and iOS". It lists software extensions for supported Learning Management Systems: Moodle, ILIAS.

Under the "Windows" section, there is a download button for "Safe Exam Browser 3.3.2 for Windows". A red box highlights this button, and a red arrow points to it from the left sidebar. Below the button, the text reads: "Safe Exam Browser 3.3.2 for Windows 8.1, 10 and 11", followed by the SHA1 hash: "5b1afe353ae48942822f89d9f1e2b1f9833750". There is a link to "Download from GitHub project site." and a paragraph of text describing the update, including a list of features and changes:

- Implemented JavaScript API to query browser exam key (BEK) and configuration key (CK).
- Extended permissive configuration for configuration resources which require authentication.
- Fixed bug where file system dialog failed to load network paths.
- Updated browser engine to version 97.1.11 (Chromium version 97.0.4692.71).

At the bottom of the page, there is a section for "Windows Legacy".

QUESTION 1

Attempts allowed: 1

This quiz has been configured so that students may only attempt it using the Safe Exam Browser.

The config key or browser exam keys could not be validated. Please ensure you are using the Safe Exam Browser with correct configuration file.

Download Safe Exam Browser

Launch Safe Exam Browser

Download configuration

Back to the course

Open Safe Exam Browser?

https://udasarchive.ump.edu.my wants to open this application.

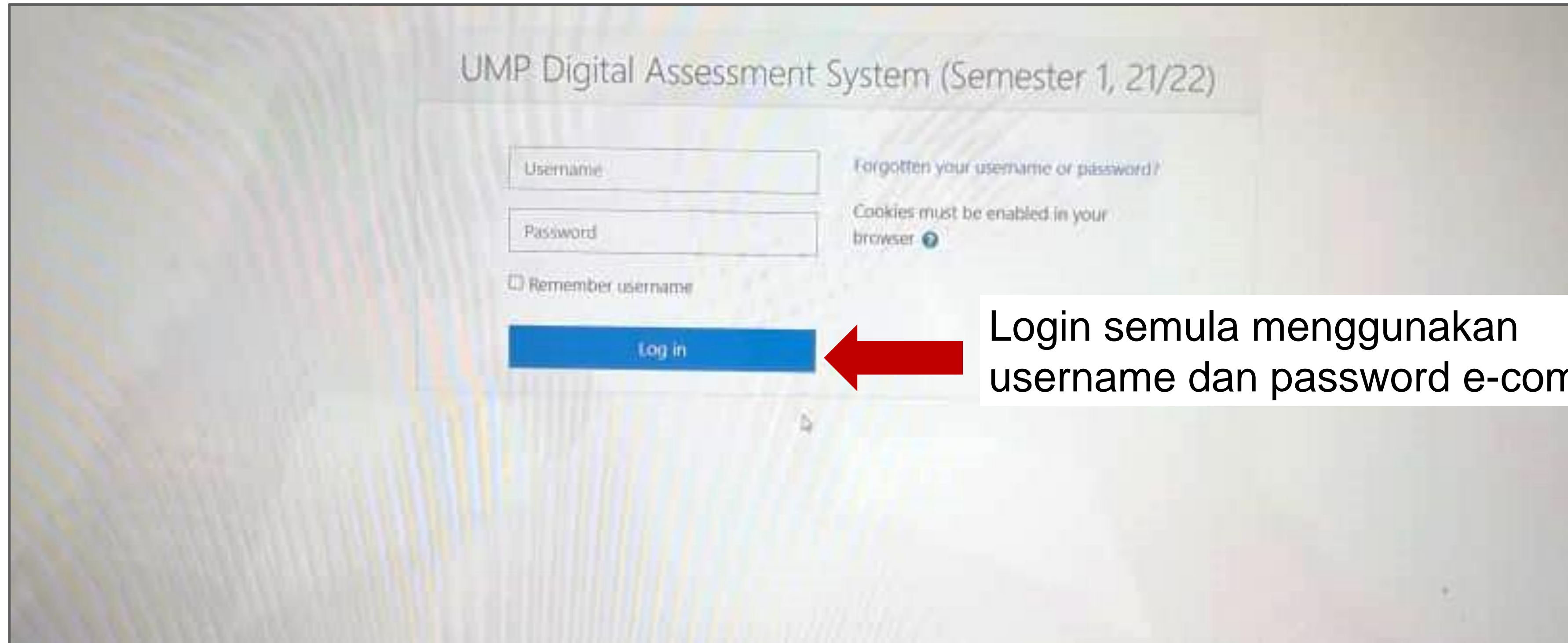
Always allow udas[redacted].ump.edu.my to open links of this type in the associated app

Open Safe Exam Browser

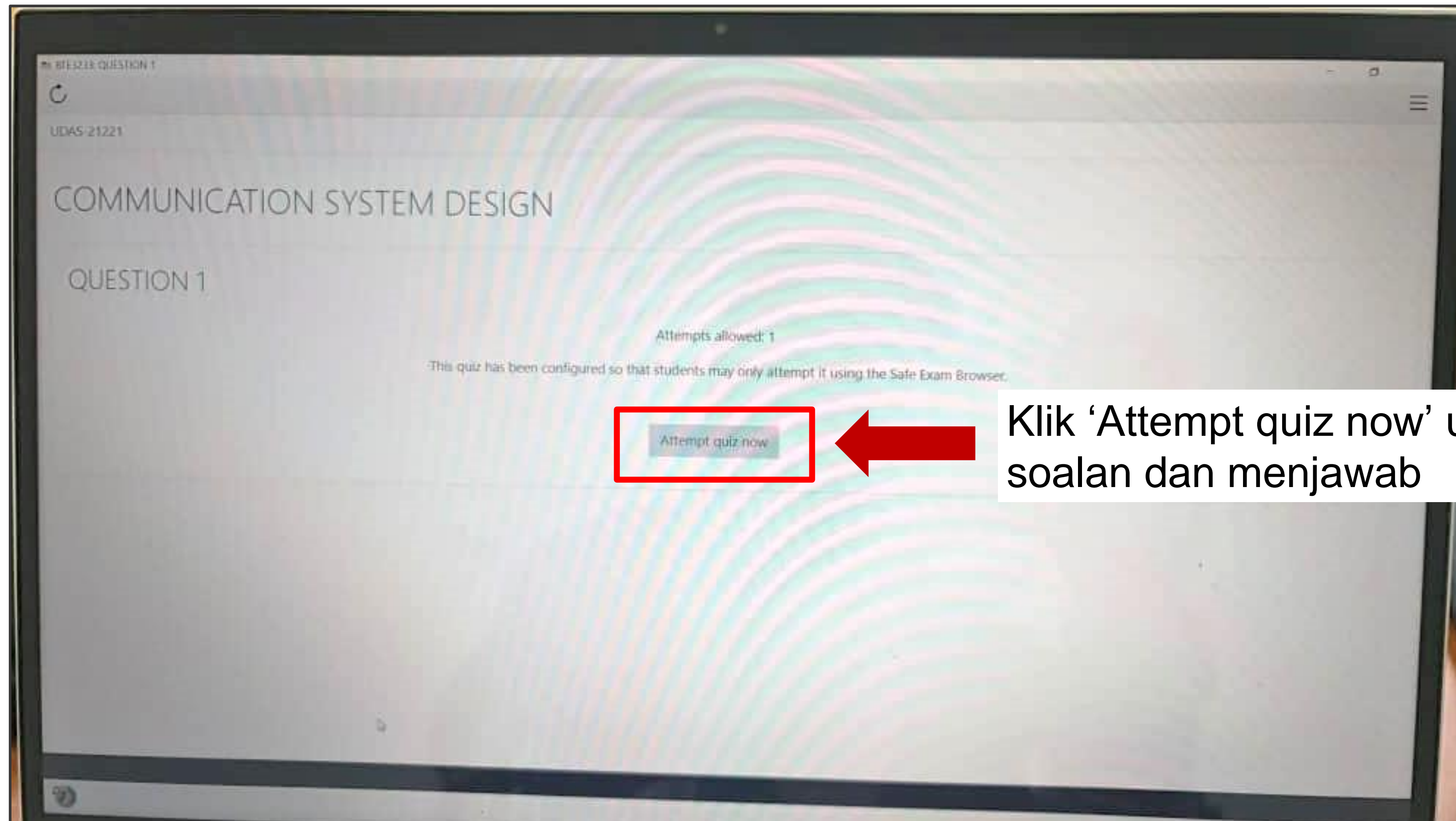
Cancel

Setelah selesai instalasi SEB, akses semula peperiksaan di UDAS dan klik 'Launch Safe Exam Browser'

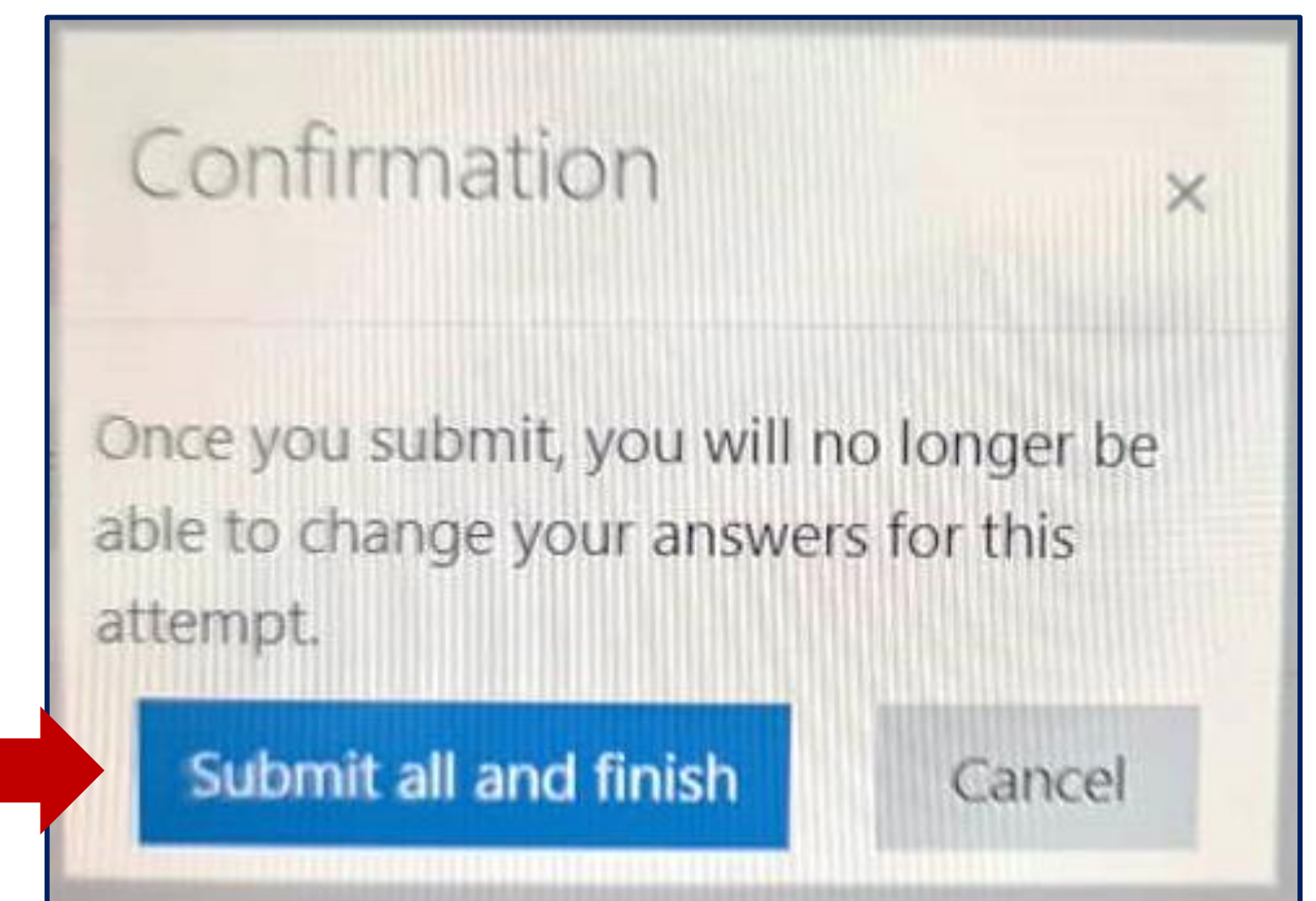
Pilih 'Open Safe Exam Browser' apabila pop-up menu ini dipaparkan



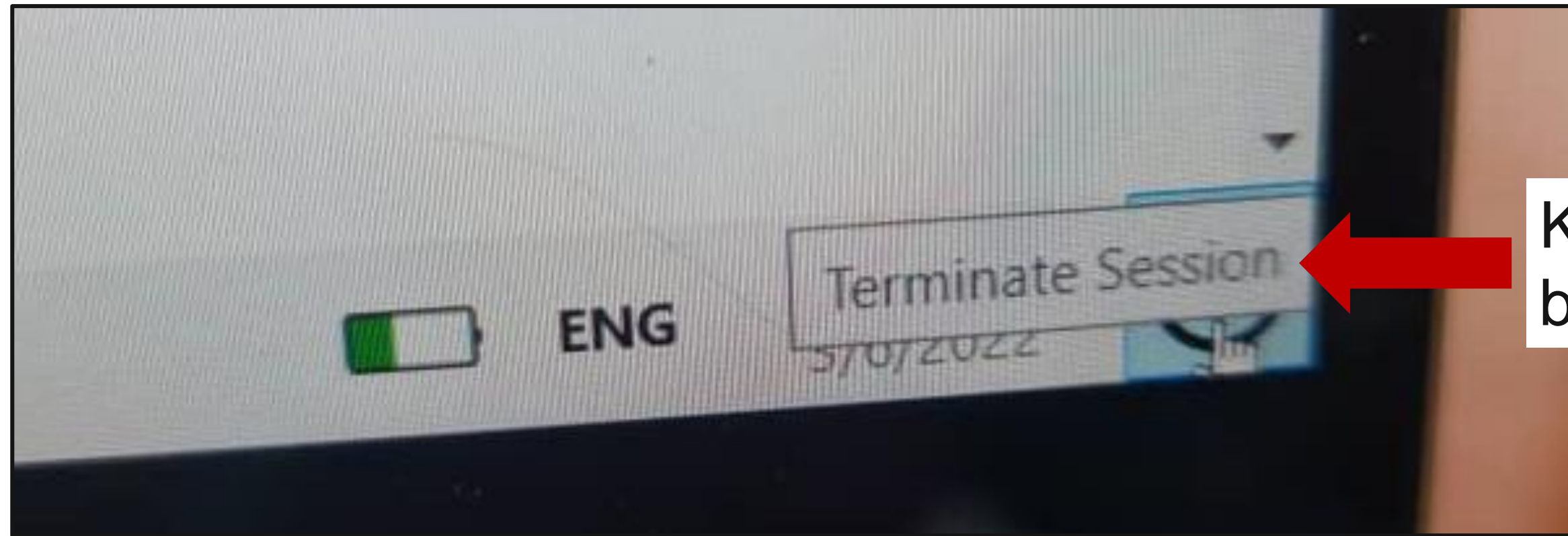
Login semula menggunakan username dan password e-comm



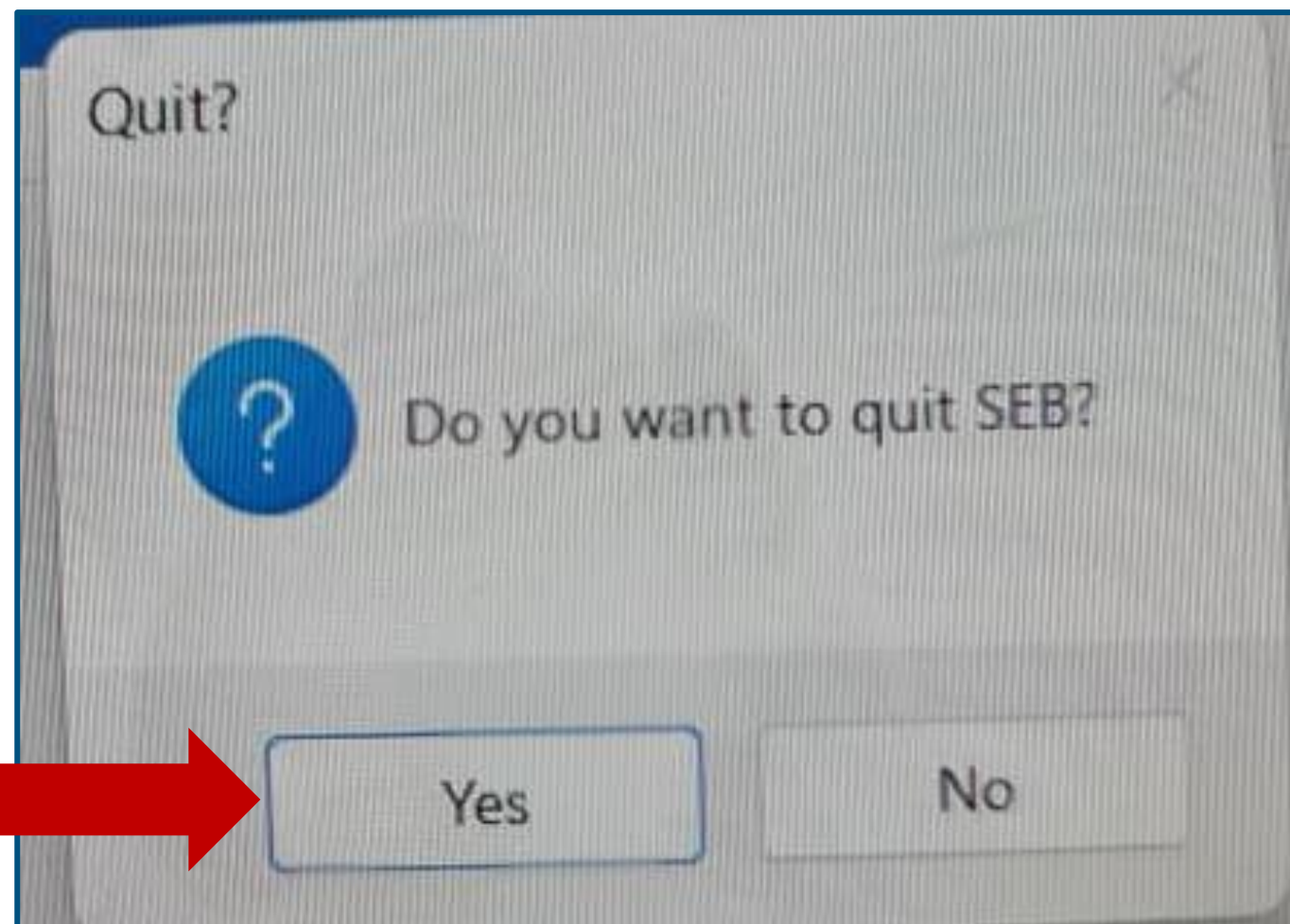
Klik 'Attempt quiz now' untuk memulakan membaca soalan dan menjawab



Klik 'Finish attempt' dan pilih 'Submit all and finish' apabila pop-up ini dipaparkan

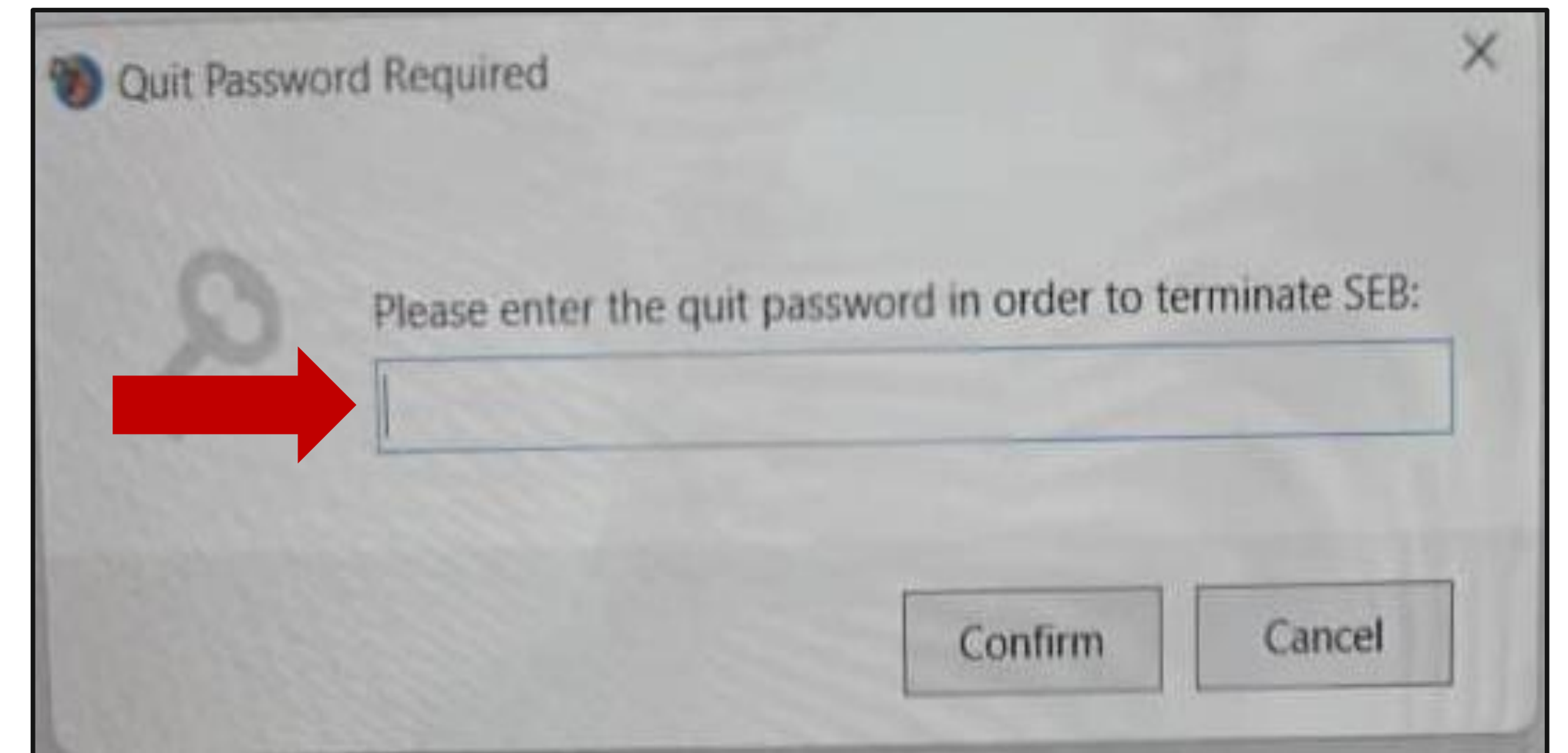


Klik butang logout di hujung kanan bawah skrin untuk keluar.



Klik 'YES' untuk keluar dari SEB.

ATAU

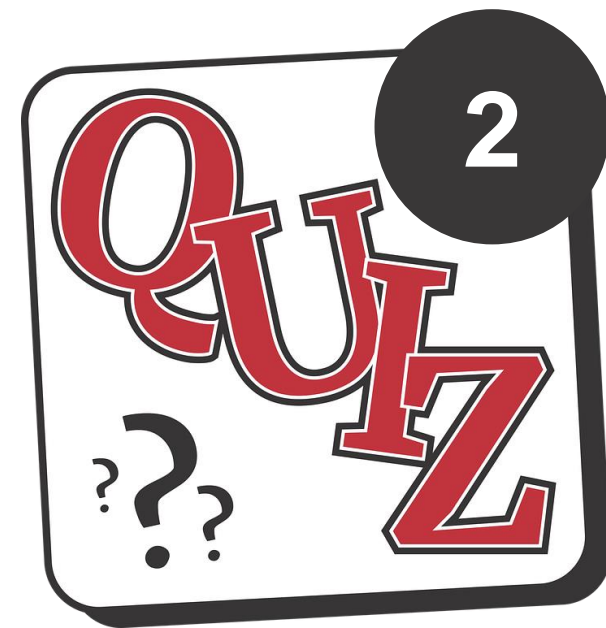


Masukkan kata laluan yang diberikan oleh pensyarah dan klik 'Confirm' untuk keluar dari SEB.



PENUTUP

Apakah yang perlu dibuat oleh pelajar sebelum melancarkan SEB di dalam peranti buat pertama kali?

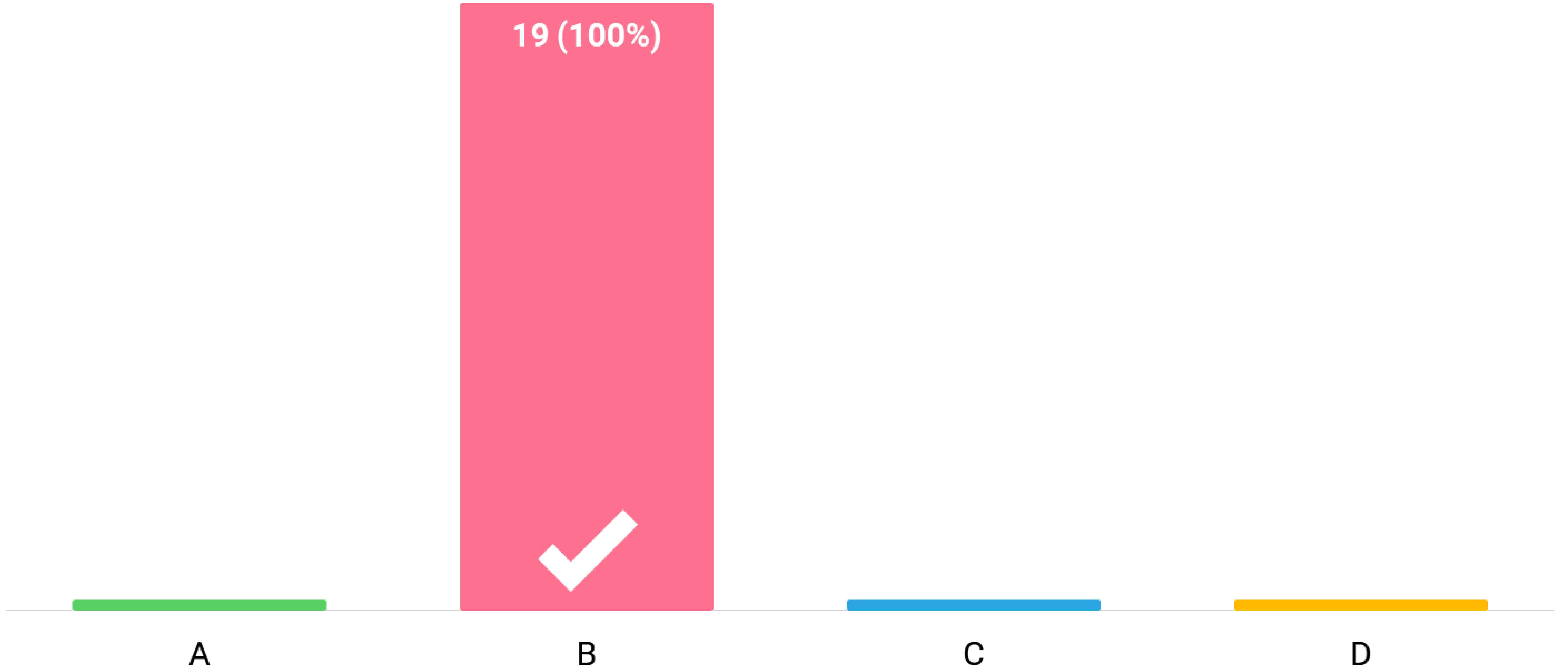


- A. Klik 'Launch Safe Exam Browser'**
- B. Klik 'Download Safe Exam Browser'**
- C. Klik 'Download Configuration'**
- D. Klik 'Terminate Session'**

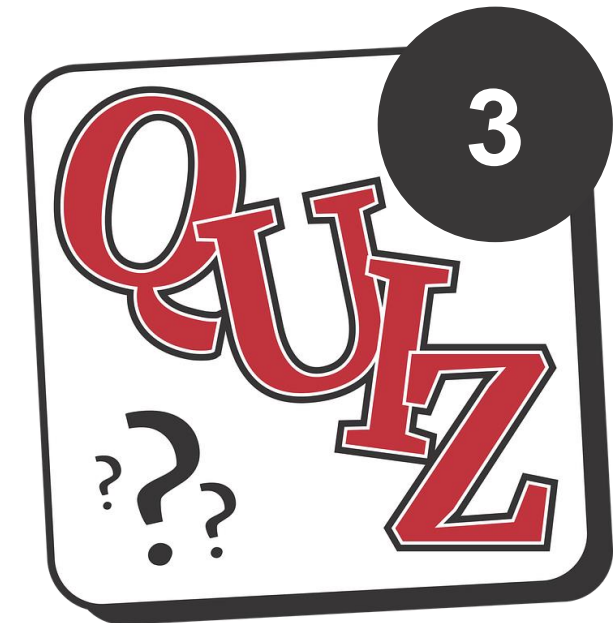
 Multiple Choice



Multiple Choice Submissions



Details can be found in the Notes section below



Ali tidak dapat mengakses ke soalan peperiksaan walaupun telah menekan butang ‘Launch Safe Exam Browser’ di dalam UDAS. Apakah kemungkinan sebab kepada masalah ini?

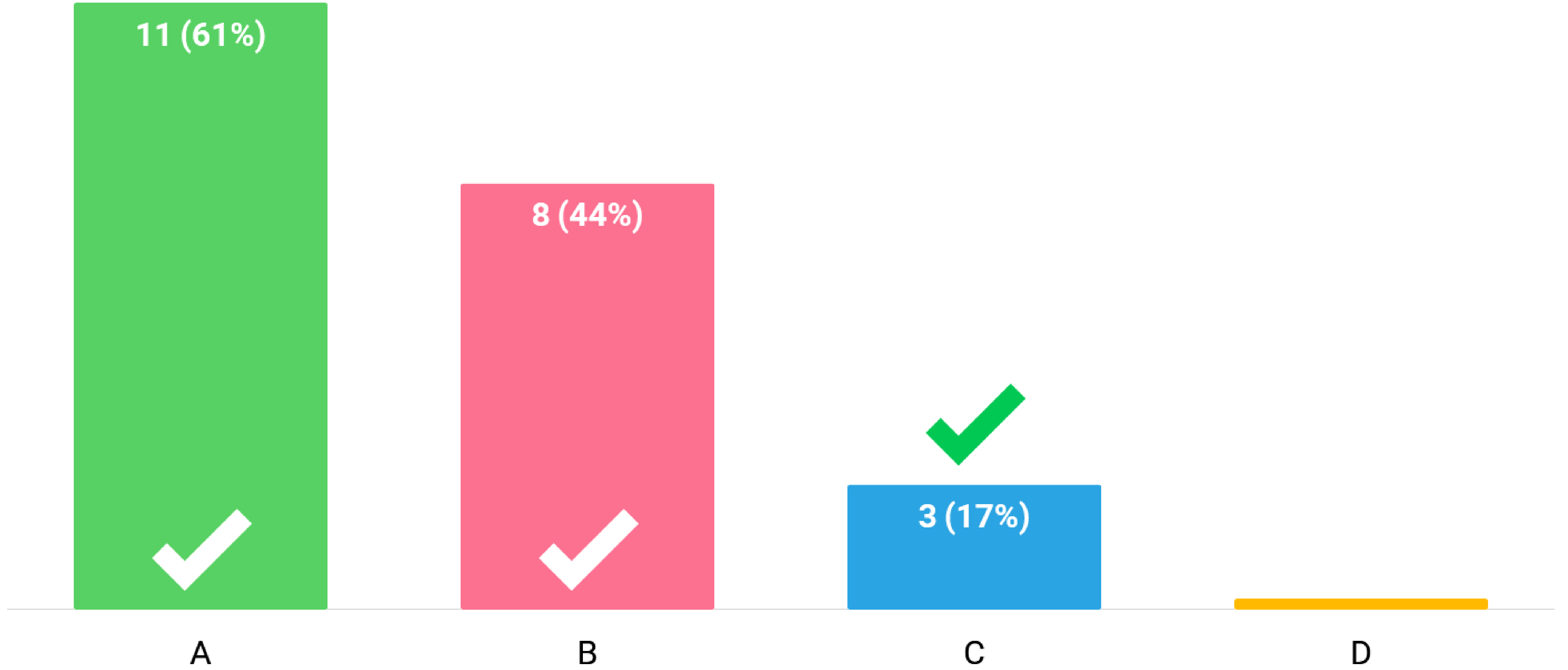
- A. Tidak melakukan proses instalasi SEB di dalam peranti**
- B. Melakukan proses instalasi SEB dalam versi yang berbeza dengan peranti yang digunakan**
- C. Menggunakan versi cetak rompak bagi peranti yang digunakan**
- D. Saya tidak tahu**



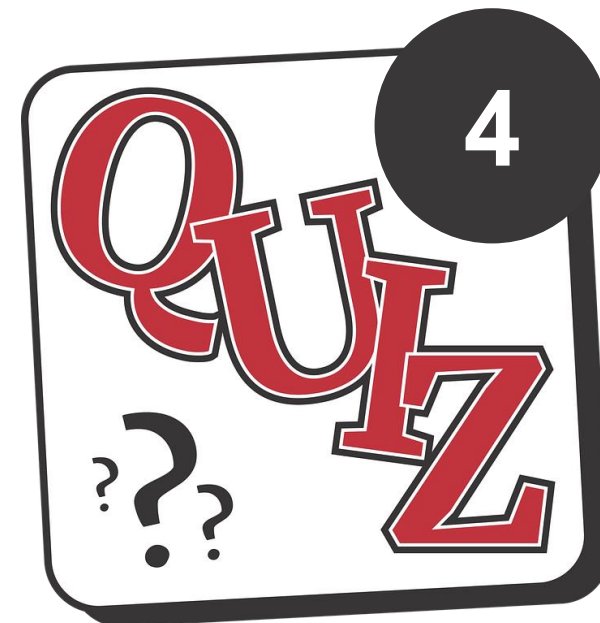
Multiple Choice



Multiple Choice Submissions



Details can be found in the Notes section below



Muthu menghadapi kesukaran mengakses keluar daripada SEB setelah selesai menjawab soalan peperiksaan. Apakah yang harus dia buat?

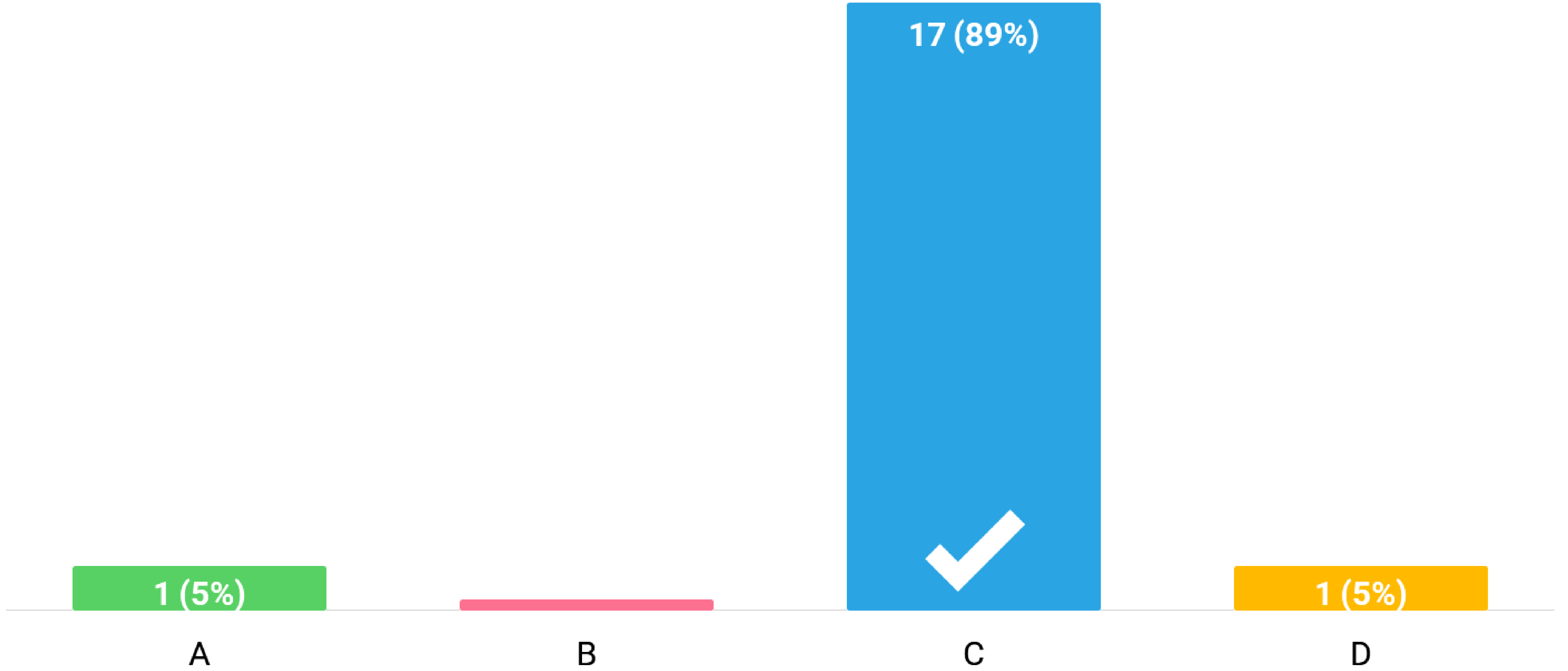
- A. Hubungi PTMK**
- B. Hubungi kawan**
- C. Hubungi pensyarah yang mengajar kursus tersebut**
- D. Menangis**



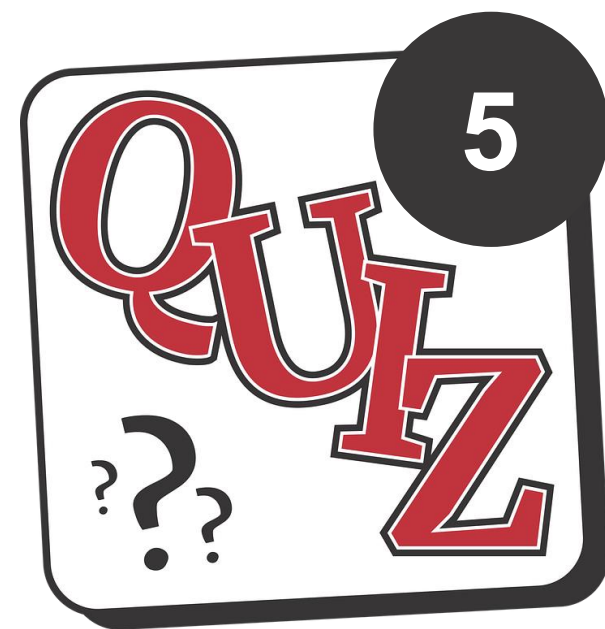
Multiple Choice



Multiple Choice Submissions



Details can be found in the Notes section below



Chong mengetahui ada kursus yang diambil akan menjalankan peperiksaan akhir atas talian menggunakan UDAS. Apakah yang harus Chong buat sebelum menjawab dan menduduki peperiksaan akhir?

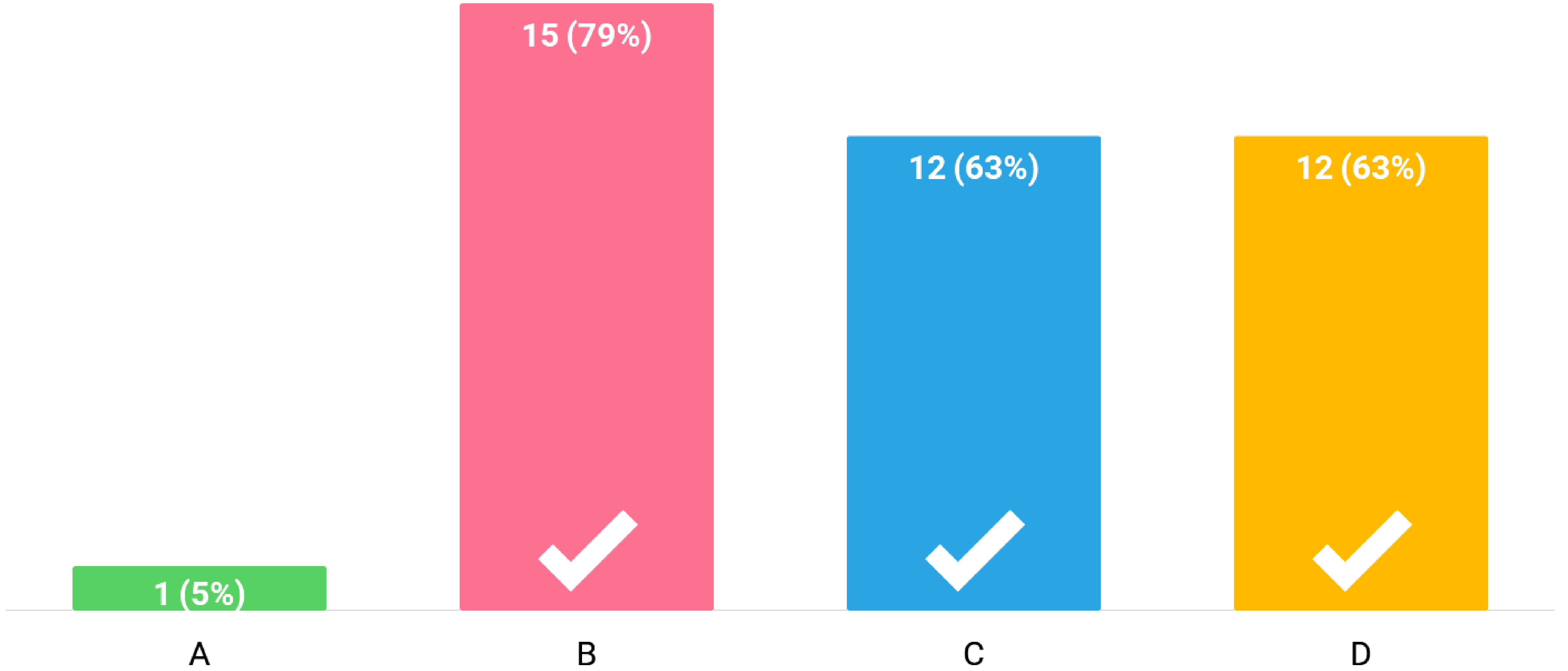
- A. Tidur**
- B. Mendapatkan kepastian daripada pensyarah sekiranya menggunakan SEB di dalam UDAS**
- C. Meneliti arahan yang diberikan oleh pensyarah sebelum menjawab peperiksaan akhir dalam talian**
- D. Mengisi borang integriti pelajar**



Multiple Choice



Multiple Choice Submissions



Details can be found in the Notes section below



Sesi Soal Jawab